

**Miracle Foundation India**  
(Incorporated as a Not profit Company under the Companies Act)  
Balance Sheet (FCRA) as at 31.03.2020

Particulars	Note	As at 31.03.2020 (Rs.)	As at 31.03.2019 (Rs.)
<b>I. EQUITY AND LIABILITIES</b>			
<b>(1) Shareholder's Fund</b>			
(a) Share Capital	A	500,000	500,000
(b) Reserves and Surplus	B	0	0
(c.) Asset Fund	C	2,019,745	1,699,295
		2,519,745	2,199,295
<b>(2) Long Term Liabilities</b>			
<b>(3) Current Liabilities</b>			
(a) Other current liabilities	D	3,945,461	4,619,612
(b) Unspent Grant	E	(41,456)	5,881,111
		3,904,005	10,500,724
<b>Total</b>		<b>6,423,750</b>	<b>12,700,019</b>
<b>II. ASSETS</b>			
<b>(1) Non-Current assets</b>			
(a) Fixed Assets			
(i) Tangible Assets	F	2,019,745	1,699,295
(b) Other non current assets -Security deposit (Office Premises)		193,350	193,350
		2,213,095	1,892,645
<b>(2) Current Assets</b>			
(a) Cash and Cash Equivalents	G	3,088,014	9,816,545
(b) Other current assets	H	1,122,641	990,829
		4,210,655	10,807,374
<b>Total</b>		<b>6,423,750</b>	<b>12,700,019</b>
Note A to K form part of the Financial Statements			

For Ajay K Sud & Associates

FRN : 03939N

Chartered Accountants

(Ravi Gupta)  
Partner

M.No. 086728

UDIN- 20086728 AAAACD6880

Place : New Delhi

Date : 25 AUG 2020

For Miracle Foundation India

(Nivedita Dasgupta)  
India Country Head

Director

**Miracle Foundation India**  
(Incorporated as a Not for Profit Company under the Companies Act)

**Statement of Income and Expenditure (FCRA)**  
For the period from 1st April, 2019 to 31st March, 2020

Particulars	Note	For the Year ended 31.03.20 (Rs.)	For the Year ended 31.03.19 (Rs.)
<b>I. Income</b>			
I. Revenue from operations - Donations		1,992,673	1,597,819
II. Grant amount utilised		70,575,921	72,534,908
III. Other Income		472,611	623,699
<b>Total Revenue</b>	<b>I</b>	<b>73,041,206</b>	<b>74,756,425</b>
<b>II. Expenses</b>			
Program related Expenses	J	58,463,350	61,897,473
Marketing & Fund raising related expenses	K	4,894,079	4,711,080
Administrative Expenses	L	9,683,776	8,147,872
<b>Total Expenses</b>		<b>73,041,206</b>	<b>74,756,425</b>
III. Surplus for the period		0	0
IV. Surplus transferred to Balance Sheet		0	0

Note A to K form part of the Financial Statements

For Ajay K Sud & Associates

FRN: 03939N

Chartered Accountants

(Rayi Gupta)

Partner

M.No. 086728

UDIN- 20086728AAACDG 880

For Miracle Foundation India

*RSD Gupta*  
(Nivedita Dasgupta)  
Director India Country Head

*Deep*  
Director

Place : New Delhi

Date : 5 AUG 2020

MIRACLE FOUNDATION INDIA  
RECEIPT AND PAYMENT ACCOUNT (FCRA) FOR THE ENDED MARCH 31,2020

For the year ended March 31,2019 Amount (INR)	Receipts		For the year ended March 31,2020 Amount (INR)	For the year ended March 31,2019 Amount (INR)	PAYMENTS		For the year ended March 31,2020 Amount (INR)
	Opening Balance(01.04.2019)				Payments		
8,261	Cash in Hand	13,088					
7,904,688	Cash at Bank	8,986,957			Program related Expenses		
768,385	Term Deposit - 1	816,500		20,248,674	Expenses on Welfare on Orphan Children	18,035,593	
0	Term Deposit - 2	0	9,816,545	0	Add : Paid in the year & o/s as an 31.03.2019	0	
				0	Less: Outstanding as on 31.3.2020	0	18,035,593
	Receipts during the year						
				8,852,593	Traning	7,530,776	
				2,083,258	Add : Paid in the year & o/s as an 31.03.2019	1,546,819	
				(1,546,819)	Less : Provision 31.03.2020	502,245	
						8,575,350	
				173,917	Add : TDS against Consultancy on 31.03.2019	143,236	
				(143,236)	Less : TDS against Consultancy on 31.03.2020	105,263	8,613,323
				0			
				2,593,411	Workshops		1,455,520
				2,012,851	Marketing Expenses		2,193,022
				0			
				1,288,140	Healthcare		918,511
					Consultant Expenses		307,753
	From Shareholders			33,018,643	Other Admin Expenses		
	(As Share Capital)			2,849,961	Salaries and Allowances	35,459,071	
				(2,529,398)	Add : Provision 31.03.2019	2,529,398	
					Less : Provision 31.03.2020	2,843,940	
						35,144,529	
				184,319	Add : Tds deducted against Salary on 31.03.2019	210,066	
				(210,066)	Less : Tds deducted against Salary on 31.03.2020	256,995	35,097,600
74,171,911	Grant Amount Received	64,653,354		1,641,425	Office Rent	1,301,361	
				29,728	Add : Tds on 31.03.2019	9,867	
				(9,867)	Less : Tds on 31.03.2020	11,966	1,299,262
233,862	Interest Received on Grant Funds ( Saving Account )	384,570		612,462	Communication		488,048
51,522	Interest Received on FDR -1	57,183		1,037,060	Office Utilities	1,153,712	
				395	Add : Tds on 31.03.2019	226	
302,738	Interest Received on FDR -2	26,990		(226)	Less : TDS against hiring & maintenance on 31.03.20	52	1,153,886
0	Interest Received from Salvee	0		354,000	Auditor,s & Consultant Remuneration	444,828	
				180,000	Add : Paid in the year & o/s as an 31.03.2019	180,000	
				(180,000)	Less : Provision 31.03.2020	225,000	
						399,828	
					Add : Tds on 31.03.2019		
					Less : Tds on 31.03.2020		399,828
0	Receipts against Advance from Sankalp	0		59,769	Printing & Stionary		130,237
1,597,819	Donation Received	1,992,673	67,114,770		Health Insurance		0
				2,048	Other office Expenses	0	
				0	Add : Paid in the year & o/s as an 31.03.2019	0	0
				1,970,841	Local Travel		2,530,111

*Washykt*

*DS Dargae*

*Wene*





					<b>Capital Expenditure met out of Grant from TMF,USA</b>		
				116,754	Furniture & Fixtures		139,481
				108,241	Office Equipments		237,991
				818,061	Computer Accessories		715,192
				(50,000)	Security Deposit		0
				0			
				(186,363)	Prepaid -Health Insurance		196,147
				(76,860)	Prepaid -Expenses		(278,981)
				0	Advance- Mukta ( PMS )		0
				150,603	Advance- MF (Ashakiran)		72,657
				(7,752)	Advance- Jeevodaya		(87,665)
				468,472	Advance- Dksha (Cornerstone)		22,776
				(1,851)	Advance- Aarambh		32,268
				(96)	Advance- SP (Shel Pimpalgaon)		2,063
				(1,904)	Advance- Marialaya (CBT)		(2,401)
				0			
				0	Advance- VHAT (Anwasha)		0
				(79,940)	Advance- Touch (New Life)		0
				(112,619)	Advance- SEDT (Dreamland)		(233,530)
				38,463			
				(18,387)	Advance-Anbarasi		26,133
				(3,092)	Advance- Bhaje		5,325
				(1,588)	Advance- Rukmabai (RF)		13,510
				(519,060)			
				(247,800)			
				(4,396)	Advance- Chennai office		16,558
				29,736	Advance- Other		(13,806)
				(1,322)	Advance- Pune Office		2,508
				15,151	Advance- Staff Travel		59,702
				13,500	Advance- Staff Advance		(13,500)
				10,000	Advance- Patna Office		(10,000)
				192,807	Advance-Hindu Mahila Mandiram ( Partner)		918
					Advance- Deepak Foundation		316,622
					Advance- Gujarat Office		640
					<b>Total Payments during the year</b>		73,843,301
					Closing Balance as on (31.03.2020)		
				13,088	Cash in Hand	14,681	
				8,986,957	Cash at Bank	2,204,586	
				816,500	Term Deposit - I	868,746	3,088,014
85,039,186	Total		76,931,315	85,039,186	Total		76,931,315

0 0

20/03/2021

RS Dugae

Handwritten signature



**Miracle Foundation India**  
(Incorporated as a Not for Profit Company under the Companies Act)

**NOTE - A**  
**SHARE CAPITAL**

Particulars	As at 31.03.20 (Rs.)	As at 31.03.19 (Rs.)
<b>AUTHORISED</b>		
50,000 Equity Shares of Rs. 10 each	500,000	500,000
<b>Total</b>	500,000	500,000
<b>ISSUED, SUBSCRIBED AND PAID UP</b>		
50,000 Equity Shares of Rs. 10 each fully paid up	500,000	500,000
<b>Total</b>	500,000	500,000

**(a) Shares held by Holding company and its Nominees**


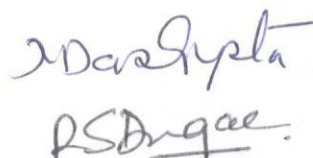

Particulars	No. of Shares		Amount(Rs.)	
	As at 31 March 2020	As at 31 March 2019	As at 31 March 2020	As at 31 March 2019
The Miracle Foundation USA - Holding Company	49,950	49,950	499,500	499,500
Nivedita Das Gupta - Nominee of the The Miracle Foundation USA	50	50	500	500
	50,000	50,000	500,000	500,000

**(b) Reconciliation of the number of shares outstanding at the beginning and at the end of the reporting period**

Particulars	As at 31 March 2020	As at 31 March 2019
Number of shares outstanding at the beginning of the year	50,000	50,000
Number of shares issued during the year	0	0
Number of shares outstanding at the end of the year	50,000	50,000

**NOTE - B**  
**RESERVE AND SURPLUS**

Particulars	As at 31.03.19 (Rs.)	During the Year		As at 31.03.20 (Rs.)
		Addition (Rs.)	Deduction (Rs.)	
Surplus	0	0	0	0
Previous Year	0	0	0	0

**Miracle Foundation India**  
(Incorporated as a Not for Profit Company under the Companies Act)

**NOTE - C Asset Fund (Contra with Fixed Assets)**

Particulars	As At 31.03.20 (Rs.)	As At 31.03.19 (Rs.)
Opening Balance	1,699,295	1,052,263
Add:		
Assets purchased during the year	1,092,664	1,043,056
	2,791,959	2,095,319
Less:		
Depreciation for the year	772,214	396,024
Net Value of assets lost		
	2,019,745	1,699,295

**NOTE - D**


**OTHER CURRENT LIABILITIES**

Particulars	As At 31.03.20 (Rs.)	As At 31.03.19 (Rs.)
TDS Payable on Professional	105,263	143,236
TDS Payable on Salary	256,995	210,066
TDS Payable on Rent	11,966	9,867
TDS Payable on Contractor	52	226
Provision for Employee PF Contribution	160,459	146,077
Provision for Employer PF Contribution	169,809	154,779
Provision For Gratuity	2,361,197	1,325,782
Provision for audit fee	225,000	180,000
Gayathri R	0	12,450
G. Neets	13,722	16,080
S.K.Anandhalaxhmi	3,641	0
The Omega Travels	(35,509)	464,569
Others	520,391	1,053,720
Salary Payable	145,675	895,060
PT Payable	6,800	7,700
	3,945,461	4,619,612

**NOTE - E**

**UNSPENT GRANT**

Particulars	As At 31.03.20 (Rs.)	As At 31.03.19 (Rs.)
Unspent Grant- Opening	5,881,111	4,244,108
Donation received from India	1,992,673	1,597,819
Grant amount received from TMF	64,653,354	74,171,911
Interest amount on Grant Fund	472,611	623,699
Less: Amount utilised to meet:		
-Capital Expenditure	1,092,664	1,043,056
-Revenue Expenditure	71,948,542	73,713,369
	(41,456)	
<b>Total</b>	<b>(41,456)</b>	<b>5,881,111</b>

*hem*  
*2008/10/10*  
*R. S. Dugga*  




Note: F

Fixed Assets (created out of Grant) At Cost, less Depreciation

S.No	Particulars	Rate of Depreciation	Gross Block as on 01.04.2019	Addition during the Year	Deletion during the Year	Total Cost as at 31.03.2020	Depreciation as on 01.04.2019	Depreciation for the year	Deletion during the Year	Total Depreciation at 31.03.2020	WDV as at 31.03.2020	WDV as at 31.03.2019
1	Computer, Printer and Accessories	0	1,559,313	715,192	30,300	2,244,205	522,177	592,829	3,828	1,111,178	1,133,027	1,037,136
2	Furniture & Fixtur	0	435,573	139,481	0	575,054	104,601	53,410	0	158,011	417,043	330,972
3	Office Equipments	0	658,237	237,991	0	896,228	327,050	125,975	0	453,025	443,204	331,188
	TOTAL		2,653,123	1,092,664	30,300	3,715,487	953,828	772,214	3,828	1,722,214	1,993,274	1,699,296
	PREVIOUS YEAR		1,610,067	1,043,056	0	2,653,123	557,804	396,024	0	953,828	1,699,296	1,052,263

*2020-21*

*PSD Angae.*

*Year*



**Miracle Foundation India**  
(Incorporated as a Not for Profit Company under the Companies Act)

**NOTE - G**  
**CASH AND CASH EQUIVALENTS**

Particulars	As At 31.03.20	As At 31.03.19
	(Rs.)	(Rs.)
<b>Cash &amp; Bank Balances</b>		
in Cash	14,681	13,088
<b>Balance with Scheduled Bank</b>		
in Savings Account	2,204,586	8,986,957
<b>Term deposit -1</b>		
-HDFC Bank	868,746	816,500
<b>Total</b>	<b>3,088,014</b>	<b>9,816,545</b>

**NOTE - H**  
**OTHER CURRENT ASSETS**

Particulars	As At 31.03.20	As At 31.03.19
	(Rs.)	(Rs.)
TDS on FDR	16,339	21,275
TDS on FDR -1	21,520	15,715
TDS on FDR -2	68,298	65,299
Prepaid Health Insurance	196,147	0
Prepaid expenses	2,364	281,345
<b>Advance to Partners</b>		
Advance- Hindu Mahila Mandiram	30,691	29,773
Advance- Mukta ( PMS )	110,282	110,282
Advance- MF (Ashakiran)	72,579	(78)
Advance -Jeevodaya	(73,478)	14,187
Advance- Dksha (Cornerstone)	50,183	27,407
Advance- Aarambh	38,204	5,936
Advance- SP (Shel Pimpalgaon)	2,928	865
Advance- Marialaya (CBT)	14,040	16,441
Advance- VHAT (Anwasha)	71,508	71,508
Advance- Touch (New Life)	4,510	4,510
Advance- SEDT (Dreamland)	3,025	236,555
Advance-Anbarasi	34,430	8,297
Advance- Bhaje	3,739	(1,586)
Advance- Rukmabai (RF)	18,419	4,909
Advance- Deepak Foundation	316,622	0
Advance- Chennai office	13,602	(2,956)
Advance- Other	15,930	29,736
Advance- Pune Office	3,448	940
Advance- Staff Travel	86,671	26,969
Advance- Patna Office	0	10,000
Advance- Staff Advance	0	13,500
Advance- Gujarat Office	640	0
<b>Total</b>	<b>1,122,641</b>	<b>990,829</b>

*Handwritten signature/initials*  
*RF Bangalore*  
*Team*





**Miracle Foundation India**  
(Incorporated as a Not for Profit Company under the Companies Act)

**NOTE - I**  
**OTHER INCOME**

Particulars	As At 31.03.20	As At 31.03.19
	(Rs.)	(Rs.)
Bank Interest on Grant Funds	384,570	233,862
Interest on Term Deposit -1	58,052	53,461
Interest on Term Deposit -2	29,989	336,376
<b>Total</b>	<b>472,611</b>	<b>623,699</b>

**NOTE - J**  
**PROGRAMME RELATED EXPENSES**

Particulars	As At 31.03.20	As At 31.03.19
	(Rs.)	(Rs.)
Expenses on welfare of Orphan children		
-Contributed Support	18,035,593	20,248,674
-Training	7,266,402	8,713,083
-Healthcare	918,511	1,288,140
Salaries and Allowances	26,634,995	25,763,294
Travel Expenses	1,910,867	1,430,252
Communication	388,539	293,127
Office Rent	700,931	1,091,039
-Workshops	1,410,261	2,593,411
Printing & Stationery	36,842	560
Consultant Fees	283,903	0
<u>Capital Expenditure met out Grant from TMF, USA</u>		
Furniture & Fixtures	139,481	52,160
Computer Accessories	505,761	418,493
Office Equipment	231,265	5,240
<b>Total</b>	<b>58,463,350</b>	<b>61,897,473</b>



*Handwritten signature: RSDargue*

**NOTE - K**

**MARKETING & FUND RAISING RELATED EXPENSES**

Particulars			As At 31.03.20	As At 31.03.19
			(Rs.)	(Rs.)
	Gross Amount	Recovered From Program	Net Amount	
Marketing	2,193,022	0	2,193,022	2,012,851
Salaries and Allowances	3,660,897	1,514,617	2,146,280	2,620,441
Travel Expenses	31,251	0	332,378	31,251
Printing & Stationery	17,276	0	13,145	17,276
Communication	29,261	0	19,045	29,261
Workshops	45,259	0	45,259	0
Consultant Fee	23,850	0	23,850	0
Capital Expenditure met out Grant from TMF, USA				
Furniture & Fixtures	0	0	0	0
Computer Accessories	121,100	0	121,100	0
Office Equipment	0	0	0	0
<b>Total</b>	<b>6,121,916</b>	<b>1,514,617</b>	<b>4,894,079</b>	<b>4,711,080</b>

*2Dastheta*

*RSDugae*

*for*



**NOTE - L**  
**OTHER EXPENSES**

Particulars			As At 31.03.20 (Rs.)	As At 31.03.19 (Rs.)
	Gross Amount	Recovered From Program	Net Amount	
Salaries and Allowances	9,666,426	2,988,630	6,677,796	4,634,908
<u>Other Admin Expenses :</u>				
Office Rent	1,200,861	600,431	600,430	571,838
Communication	290,074	0	80,464	290,074
Office Utilities	1,153,712	0	1,153,712	1,037,060
Auditor's Remuneration :				
- Audit Fees	286,000	0	286,000	236,000
- Taxation matters	0	0	0	0
- Other matters	158,828	0	158,828	118,000
Professional & Other Fee	264,374	0	264,374	139,510
Printing & Stationery	41,933	0	80,250	41,933
Other office Expenses	0	0	0	2,048
Travel Expenses	286,866	0	286,866	509,338
<u>Capital Expenditure met out Grant from TMF, USA</u>				
Furniture & Fixtures	0	0	0	64,594
Computer Accessories	88,331	0	88,331	399,568
Office Equipment	6,726	0	6,726	103,001
<b>Total</b>	<b>13,444,131</b>	<b>3,589,061</b>	<b>9,683,776</b>	<b>8,147,872</b>



*20/08/2020*

*RS Sood*  
*Keng*