

**Miracle Foundation India**  
(Incorporated as a Not profit Company under the Companies Act)  
Balance Sheet (FCRA) as at 31.03.2019

Particulars	Note	As at 31.03.2019 (Rs.)	As at 31.03.2018 (Rs.)
<b>I. EQUITY AND LIABILITIES</b>			
<b>(1) Shareholder's Fund</b>			
(a) Share Capital	A	500,000	500,000
(b) Reserves and Surplus	B	-	-
(c.) Asset Fund	C	1,699,295	1,052,263
		2,199,295	1,552,263
<b>(2) Long Term Liabilities</b>			
<b>(3) Current Liabilities</b>			
(a) Other current liabilities	D	4,619,612	5,501,578
(b) Unspent Grant	E	5,881,111	4,244,108
		10,500,724	9,745,686
<b>Total</b>		<b>12,700,019</b>	<b>11,297,949</b>
<b>II. ASSETS</b>			
<b>(1) Non-Current assets</b>			
(a) Fixed Assets			
(i) Tangible Assets	F	1,699,295	1,052,263
(b) Other non current assets -Security deposit (Office Premises)		193,350	243,350
		1,892,645	1,295,613
<b>(2) Current Assets</b>			
(a) Cash and Cash Equivalents	G	9,816,545	8,681,333
(b) Other current assets	H	990,829	1,321,003
		10,807,374	10,002,336
<b>Total</b>		<b>12,700,019</b>	<b>11,297,949</b>
Note A to K form part of the Financial Statements			

For Ajay K Sud & Associates

FRN: 03939N

Chartered Accountants


(Ravi Gupta)


Partner

M.No. 086728

For Miracle Foundation India

  
Director

  
(Nivedita Dasgupta)  
India Country Head

  
Director

Place : New Delhi

Date : 5.08.2019

**Miracle Foundation India**  
(Incorporated as a Not for Profit Company under the Companies Act)

**Statement of Income and Expenditure (FCRA)**  
For the period from 1st April, 2018 to 31st March, 2019

Particulars	Note	For the Year ended 31.03.19 (Rs.)	For the Year ended 31.03.18 (Rs.)
<b>I. Income</b>			
I. Revenue from operations - Donations		1,597,819	896,786
II. Grant amount utilised		72,534,908	69,000,559
III. Other Income		623,699	561,334
<b>Total Revenue</b>	<b>I</b>	<b>74,756,425</b>	<b>70,458,679</b>
<b>II. Expenses</b>			
Program related Expenses	J	61,915,978	55,961,181
Marketing & Fund raising related expenses	K	4,722,452	3,507,953
Administrative Expenses	L	8,117,995	10,989,545
<b>Total Expenses</b>		<b>74,756,425</b>	<b>70,458,679</b>
III. Surplus for the period		-	-
IV. Surplus transferred to Balance Sheet		-	-
Note A to K form part of the Financial Statements			

For Ajay K Sud & Associates

FRN: 03939N

Chartered Accountants


(Ravi Gupta)

Partner

M.No. 086728

For Miracle Foundation India

  
Director

  
(Nivedita Dasgupta)  
India Country Head

  
Director

Place : New Delhi

Date : 5.08.2019



**MIRACLE FOUNDATION INDIA**  
**RECEIPT AND PAYMENT ACCOUNT (FCRA) FOR THE ENDED MARCH 31,2019**

For the year ended March 31,2018 Amount (INR)	Receipts		For the year ended March 31,2019 Amount (INR)	For the year ended March 31,2018 Amount (INR)	PAYMENTS		For the year ended March 31,2019 Amount (INR)
	<b>Opening Balance(01.04.2018)</b>				<b>Payments</b>		
12,819	Cash in Hand	8,261					
875,530	Cash at Bank	7,904,688			<b>Program related Expenses</b>		
723,352	Term Deposit - 1	768,385		22,515,828	Expenses on Welfare on Orphan Children	20,248,674	
-	Term Deposit - 2	-	8,681,333	-	Add : Paid in the year & o/s as an 31.03.2018	-	
				-	Less: Outstanding as on 31.3.2019	-	20,248,674
	<b>Receipts during the year</b>			7,877,447	Traning	8,852,593	
				942,556	Add : Paid in the year & o/s as an 31.03.2018	2,083,258	
				(2,083,258)	Less : Provision 31.03.2019	1,546,819	
						9,389,032	
				123,838	Add : TDS against Consultancy on 31.03.2018	173,917	
				(173,917)	Less : TDS against Consultancy on 31.03.2019	143,236	9,419,713
				-	Program Support- Staff Salaries and Allowances		-
				3,290,541	Workshops		2,593,411
				1,717,081	Marketing Expenses		2,012,851
				236,695	ID Screening & Assessment		-
				1,395,150	Healthcare		1,288,140
					<b>Other Admin Expenses</b>		
	From Shareholders			27,093,713	Salaries and Allowances	33,018,643	
				552,788	Add : Provision 31.03.2018	2,849,961	
	(As Share Capital)			(2,849,961)	Less : Provision 31.03.2019	2,529,398	
						33,339,206	
				173,779	Add : Tds deducted against Salary on 31.03.2018	184,319	
				(184,319)	Less : Tds deducted against Salary on 31.03.2019	210,066	33,313,459
71,501,350	Grant Amount Received	74,171,911		1,399,308	Office Rent	1,641,425	
				10,000	Add : Tds on 31.03.2018	29,728	
				(29,728)	Less : Tds on 31.03.2019	9,867	1,661,286
267,609	Interest Received on Grant Funds ( Saving Account )	233,862		772,085	Communication		612,462
44,224	Interest Received on FDR -1	51,522		1,411,283	Office Utilities	1,007,183	
				293	Add : Tds on 31.03.2018	395	
219,834	Interest Received on FDR -2	302,738		(395)	Less : TDS against hiring & maintainance on 31.03.19	226	1,007,352
-	Interest Received from Salvee	-		277,000	Auditor.s & Consultant Remuneration	354,000	
				180,000	Add : Paid in the year & o/s as an 31.03.2018	180,000	
				(180,000)	Less : Provision 31.03.2019	180,000	
						354,000	
					Add : Tds on 31.03.2018		
				-	Less : Tds on 31.03.2019		354,000
	Receipts against Advance from Sankalp	-		80,369	Printing & Stionary		59,769
896,786	Donation Received	1,597,819	76,357,852	-	Health Insurance		-
				-	Other office Expenses	2,048	
				-	Add : Paid in the year & o/s as an 31.03.2018	-	2,048
				1,820,839	Local Travel		2,000,718
					<b>Capital Exenditure met out of Grant from TMF,USA</b>		
				45,726	Furniture & Fixtures		116,754
				285,541	Office Equipments		108,241



2020/04/04  
 1/4/2020  
 1/4/2020

				261,525	Computer Accessories		818,061
				(137,290)	Security Deposit		(50,000)
				-	Advance - Other -Padma Krupa Nela		-
				(15,374)	Prepaid -Health Insurance		(186,363)
				(230,119)	Prepaid -Expenses		(76,860)
				85,004	Advance- Mukta ( PMS )		-
				(161,495)	Advance- MF (Ashakiran)		150,603
				(925,053)	Advance -Jeevodaya		(7,752)
				(461,611)	Advance- Dksha (Cornerstone)		468,472
				2,190	Advance- Aarambh		(1,851)
				(6,910)	Advance- SP (Shel Pimpalgaon)		(96)
				(544)	Advance- Marialaya (CBT)		(1,904)
				(6,300)	Advance- CMM		-
				-	Advance- VHAT (Anwasha)		-
				81,061	Advance- Touch (New Life)		(79,940)
				353,983	Advance- SEDT (Dreamland)		(112,619)
				(48,377)	Advance- Sunrise		38,463
				(22,039)	Advance-Anbarasi		(18,387)
				(5,026)	Advance- Bhaje		(3,092)
				(21,977)	Advance- Rukmabai (RF)		(1,588)
				519,060	Advance- Bal Ashaghar		(519,060)
				247,800	Advance- Poynad		(247,800)
				(1,603)	Advance- Chennai office		(4,396)
				(170,776)	Advance- Other		29,736
				177	Advance- Pune Office		(1,322)
				4,584	Advance- Staff Travel		15,151
					Advance- Staff Advance		13,500
					Advance- Patna Office		10,000
				(181,002)	Advance-Hindu Mahila Mandiram ( Partner)		192,807
					<b>Total Payments during the year</b>		<b>75,222,641</b>
					Closing Balance as on (31.03.2019)		
				8,261	Cash in Hand	13,088	
				7,904,688	Cash at Bank	8,986,957	
				768,385	Term Deposit - 1	816,500	9,816,545
74,541,504	Total		85,039,186	74,541,504	Total		85,039,186



*Handwritten signature/initials.*

*Handwritten signature/initials.*



**Miracle Foundation India**  
(Incorporated as a Not for Profit Company under the Companies Act)

**NOTE - A**  
**SHARE CAPITAL**

Particulars	As at 31.03.19	As at 31.03.18
	(Rs.)	(Rs.)
<b>AUTHORISED</b>		
50,000 Equity Shares of Rs. 10 each	500,000	500,000
<b>Total</b>	500,000	500,000
<b>ISSUED , SUBSCRIBED AND PAID UP</b>		
50,000 Equity Shares of Rs. 10 each fully paid up	500,000	500,000
<b>Total</b>	500,000	500,000

**(a) Shares held by Holding company and its Nominees**

Particulars	No. of Shares		Amount(Rs.)	
	As at 31 March 2019	As at 31 March 2019	As at 31 March 2018	As at 31 March 2018
The Miracle Foundation USA - Holding Company	49,950	49,950	499,500	499,500
Nivedita Das Gupta - Nominee of the The Miracle Foundation USA	50	50	500	500
	50,000	50,000	500,000	500,000

**(b) Reconciliation of the number of shares outstanding at the beginning and at the end of the reporting period**

Particulars	As at 31 March 2019	As at 31 March 2018
Number of shares outstanding at the beginning of the year	50000	50000
Number of shares issued during the year	0	0
Number of shares outstanding at the end of the year	50000	50000

**NOTE - B**  
**RESERVE AND SURPLUS**

Particulars	As at 31.03.18 (Rs.)	During the Year		As at 31.03.19 (Rs.)
		Addition (Rs.)	Deduction (Rs.)	
Surplus	0	0	0	0
Previous Year	0	0	0	0

*[Handwritten Signature]*

*[Handwritten Signature]*



*[Handwritten Signature]*

## NOTE - C Asset Fund (Contra with Fixed Assets)

Particulars	As At 31.03.19	As At 31.03.18
	(Rs.)	(Rs.)
Opening Balance	1,052,263	679,951
Add:		
Assets purchased during the year	1,043,056	592,792
	2,095,319	1,272,743
Less:		
Depreciation for the year	396,024	220,480
Net Value of assets lost	1,699,295	1,052,263

## NOTE - D

## OTHER CURRENT LIABILITIES

Particulars	As At 31.03.19	As At 31.03.18
	(Rs.)	(Rs.)
TDS Payable on Professional	143,236	173,917
TDS Payable on Salary	210,066	184,319
TDS Payable on Rent	9,867	29,728
TDS Payable on Contractor	226	395
Provision for Employee PF Contribution	146,077	130,153
Provision for Employer PF Contribution	154,779	139,520
Provision For Gratuity	1,325,782	718,235
Provision for audit fee	180,000	180,000
Soma Sinha	-	-
Gayathri R	12,450	4,130
G. Neets	16,080	15,640
Naushina Azad	-	-
S.K. Anandhalaxhmi	-	14,002
Vaishno Enterprises	-	-
Vijayalakshmi	-	9,800
The Omega Travels	464,569	531,710
Others	1,053,720	1,507,976
Salary Payable	895,060	1,862,053
PT Payable	7,700	-
	4,619,612	5,501,578

## NOTE - E

## UNSPENT GRANT

Particulars	As At 31.03.19	As At 31.03.18
	(Rs.)	(Rs.)
Unspent Grant- Opening	4,244,108	1,743,317
Donation received from India	1,597,819	896,786
Grant amount received from TMI	74,171,911	71,501,350
Interest amount on Grant Fund	623,699	561,334
Less: Amount utilised to meet:		
-Capital Expenditure	1,043,056	592,792
-Revenue Expenditure	73,713,369	69,865,887
	5,881,111	4,244,108
Total	5,881,111	4,244,108

2024/25



Note: F

Fixed Assets (created out of Grant) At Cost, less Depreciation

S.No	Particulars	Gross Block as on 01.04.2018	Addition during the Year	Total Cost as at 31.03.2019	Depreciation as on 01.04.2018	Depreciation for the year	Total Depreciation at 31.03.2019	WDV as at 31.03.2019	WDV as at 31.03.2018
1	Computer, Printer and Accessories	741,252	818,061	1,559,313	252,006	270,171	522,177	1,037,136	489,246
2	Furniture & Fixtures	318,819	116,754	435,573	70,196	34,405	104,601	330,972	248,623
3	Office Equipments	549,996	108,241	658,237	235,602	91,448	327,050	331,188	314,394
	TOTAL	1,610,067	1,043,056	2,653,123	557,804	396,024	953,828	1,699,296	1,052,263
	PREVIOUS YEAR	1,017,275	592,792	1,610,067	337,324	220,480	557,804	1,052,263	679,951



Handwritten signature in blue ink

Handwritten signature in blue ink



## NOTE - G

## CASH AND CASH EQUIVALENTS


Particulars	As At 31.03.19	As At 31.03.18
	(Rs.)	(Rs.)
<b>Cash &amp; Bank Balances</b>		
in Cash	13,088	8,261
<b>Balance with Scheduled Bank</b>		
in Savings Account	8,986,957	7,904,688
<b>Term deposit -1</b>		
-HDFC Bank	816,500	768,385
<b>Term deposit -2</b>		
-HDFC Bank	-	-
<b>Total</b>	<b>9,816,545</b>	<b>8,681,333</b>


## NOTE - H

## OTHER CURRENT ASSETS

Particulars	As At 31.03.19	As At 31.03.18
	(Rs.)	(Rs.)
TDS on FDR	21,275	24,682
TDS on FDR -1	15,715	10,369
TDS on FDR -2	65,299	31,662
Accrued Interest	-	-
Rent on Advance-Pune	-	-
Rent on Advance-delhi	-	21,452
Padma Kurpa Nela	-	-
Prepaid Health Insurance	-	186,363
Prepaid expenses	281,345	358,205
<b>Advance to Partners</b>	-	-
Advance- Hindu Mahila Mandiram	29,773	(163,034)
Advance- Mukta ( PMS )	110,282	110,282
Advance- MF (Ashakiran)	(78)	(150,681)
Advance -Jeevodaya	14,187	21,939
Advance- Dksha (Cornerstone)	27,407	(441,065)
Advance- Aarambh	5,936	7,787
Advance- SP (Shel Pimpalgaon)	865	961
Advance- Marialaya (CBT)	16,441	18,345
Advance- CMM	-	-
Advance- VHAT (Anwasha)	71,508	71,508
Advance- Touch (New Life)	4,510	84,450
Advance- SEDT (Dreamland)	236,555	349,174
Advance- Sunrise	-	(38,463)
Advance-Anbarasi	8,297	26,684
Advance- Bhaje	(1,586)	1,506
Advance- Rukmabai (RF)	4,909	6,497
Advance- Bal Ashaghar	-	519,060
Advance- Poynad	-	247,800
Advance- Chennai office	(2,956)	1,440
Advance- Other	29,736	-
Advance- Pune Office	940	2,262
Advance- Staff Travel	26,969	11,818
Advance- Patna Office	10,000	-
Advance- Staff Advance	13,500	-
<b>Total</b>	<b>990,829</b>	<b>1,321,003</b>

Wastyle







**Miracle Foundation India**  
(Incorporated as a Not for Profit Company under the Companies Act)

**NOTE - I**  
**OTHER INCOME**

Particulars			As At 31.03.19	As At 31.03.18
			(Rs.)	(Rs.)
Bank Interest on Grant Funds			233,862	267,609
Interest on Term Deposit -1			53,461	50,036
Interest on Term Deposit -2			336,376	243,689
<b>Total</b>			<b>623,699</b>	<b>561,334</b>

**NOTE - J**  
**PROGRAMME RELATED EXPENSES**

Particulars			As At 31.03.19	As At 31.03.18
			(Rs.)	(Rs.)
Expenses on welfare of Orphan children				
-Contributed Support			20,248,674	22,515,828
-Training			8,713,083	7,787,066
-Program Support-Staff Salaries and Allowances			-	-
-Healthcare			1,288,140	1,395,150
-ID, Screening & Assessments			-	236,695
Salaries and Allowances			25,763,294	19,474,409
Travel Expenses			1,448,757	330,966
Communication			293,127	358,286
Office Rent			1,091,039	572,240
-Workshops			2,593,411	3,290,541
Printing & Stationery			560	-
<u>Capital Expenditure met out Grant from TMF, USA</u>				
Furniture & Fixtures			52,160	-
Computer Accessories			418,493	-
Office Equipment			5,240	-
<b>Total</b>			<b>61,915,978</b>	<b>55,961,181</b>

*[Signature]*

*Maslypti*

*[Signature]*



**NOTE - K**  
**MARKETING & FUND RAISING RELATED EXPENSES**

Particulars			As At 31.03.19	As At 31.03.18
			(Rs.)	(Rs.)
	Gross Amount	Recovered From Program	Net Amount	
-Marketing	2,012,851	-	2,012,851	1,717,081
Salaries and Allowances	4,535,288	1,914,847	2,620,441	1,724,813
Travel Expenses	42,623	-	42,623	27,409
Printing & Stationery	17,276	-	17,276	-
Communication	29,261	-	29,261	38,650
<b>Total</b>	<b>6,637,299</b>	<b>1,914,847</b>	<b>4,722,452</b>	<b>3,507,953</b>




20/04/2019



**NOTE - L**  
**OTHER EXPENSES**

Particulars			As At 31.03.19	As At 31.03.18
			(Rs.)	(Rs.)
	Gross Amount	Recovered From Program	Net Amount	
Salaries and Allowances	8,562,444	3,927,536	4,634,908	5,894,491
<u>Other Admin Expenses :</u>				
Office Rent	1,143,677	571,839	571,838	805,616
Communication	290,074	-	290,074	375,149
Office Utilities	1,007,183	-	1,007,183	1,411,283
<u>Attorney's Remuneration :</u>				
- Audit Fees	236,000	-	236,000	236,000
- Taxation matters	-	-	-	-
- Other matters	118,000	-	118,000	41,000
Professional & Other Fee	139,510	-	139,510	90,381
Printing & Stationery	41,933	-	41,933	80,369
Other office Expenses	2,048	-	2,048	-
Travel Expenses	509,338	-	509,338	1,462,464
<u>Capital Expenditure met out Grant from TMF, USA</u>				
Furniture & Fixtures	64,594	-	64,594	45,726
Computer Accessories	399,568	-	399,568	261,525
Office Equipment	103,001	-	103,001	285,541
<b>Total</b>	<b>12,617,370</b>	<b>4,499,375</b>	<b>8,117,995</b>	<b>10,989,545</b>

*[Handwritten signature]*

*[Handwritten signature]*

*[Handwritten signature]*

